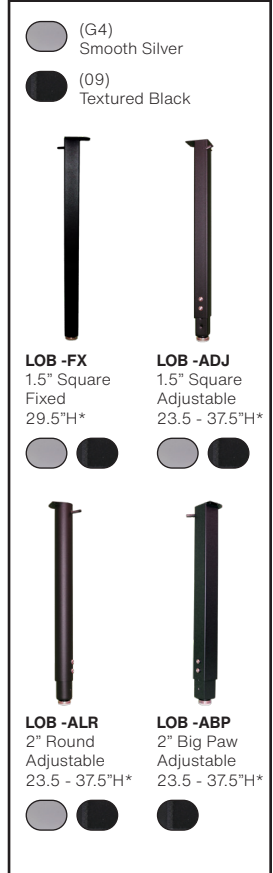


LOBO Table Overview

- Frame:** Fully welded 16-gauge 1" x 2" heavy duty steel apron with bolt-on legs, choice of textured black or smooth silver frame and legs except (-ABP) 2" Big Paw square tube, **smooth silver n/a.**
- Fixed Legs:** **-FX:** 14-gauge, 1.5" square steel tube, nylon glides, for overall height visit corresponding page
- Adj Legs:** **-ADJ:** 14-gauge 1.5" square steel tube, nylon glides, for overall height visit corresponding page
-ALR: 14-gauge 2" round steel tube, nylon glides, for overall height visit corresponding page
-ABP: 14-gauge 2" Big Paw square tube, nylon glides, for overall height visit corresponding page (height adjusts in 1" increments)
- Laminate Top:** 1.25" high pressure laminate (HPL) with phenolic backer, radius corners
- Laminate Top Edge Type:** Beveled Lotz Armor Edge™ (standard) or WB standard 3mm PVC edge banding† (optional)
- Laminate Finish:** Choice of WB standard high pressure laminate (HPL) (check availability of non-standard colors, minimum order may apply)
- Lab Tops:** 1" phenolic resin with 0.125" radius edge and corners or 1" epoxy resin with beveled edge and corners.
- Hardwood Butcher Block Top:** 1.75" face-glued hardwood strips with 0.125" radius edge and clear catalyzed lacquer finish 2 coats top, 1 coat bottom
- Stainless Top:** 16-gauge 304 stainless steel with particle board core, 1.625" thick, wrapped and welded all corners with safety return, phenolic backer
- Options:** Non-WB standard laminate, black chemical resistant top (-09C) or markerboard top (-__MB), metal wire management (rectangle tables only), grommet (n/a on stainless steel or epoxy), custom sizes, dual wheel soft tread locking casters* (casters raise height by 2.11"), 3" heavy duty locking casters* & 3" heavy duty colored locking casters*(casters raise height by 3.5" & colors available are: blue, grey, lime green, orange, purple & red), wheelbarrow option (available on dual wheel soft tread locking casters, 3" heavy duty locking casters, & 3" heavy duty colored locking casters, N/A on fixed legs or Epoxy tables), Soft Touch glides, steel glides, 2.5" Grand Hank glides, backpack hooks (12-gauge, set of 2, attached via threaded metal inserts and bolts), power supply modules (N/A on Epoxy tops), one piece bolt-on corner gusset kit** (n/a on shaped tables excluding rounds, standard on all Hardwood top tables), tote tray kit w/ 3" drop (can interchange with tote storage unit. Clear totes are standard.) & Premium Lotz AE™ colors: blue, purple, red, orange, & green.
 *Casters installed onsite by others and are NOT to be used as leveling devices and N/A on Epoxy tables.
 **Corner gusset kit: Recommended for all tables with caster option, table size exceeds 30" x 72" or intended table use height is greater than 31" for increased stability. Standard on all Hardwood top tables.

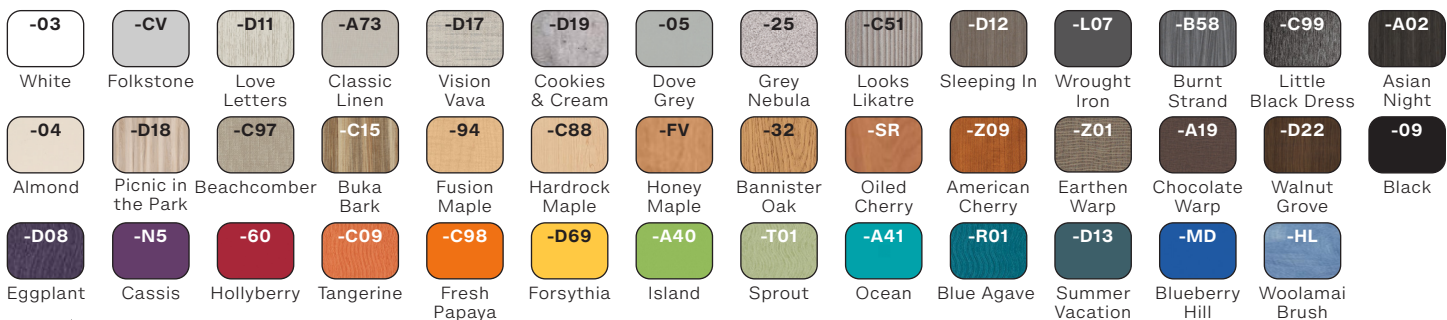
LOBO Leg Options



*Heights listed above are for overall table height with laminate top and standard glides.

†3mm PVC edge banding is matching, unless otherwise specified. Complementary color available upon request. See WB finishes section.

Standard HPL Colors See page WB finishes section for available edge banding colors.



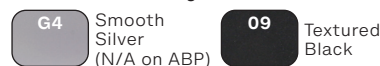
Standard Lotz Armor Edge™ Colors



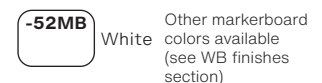
Premium Lotz Armor Edge™ Colors



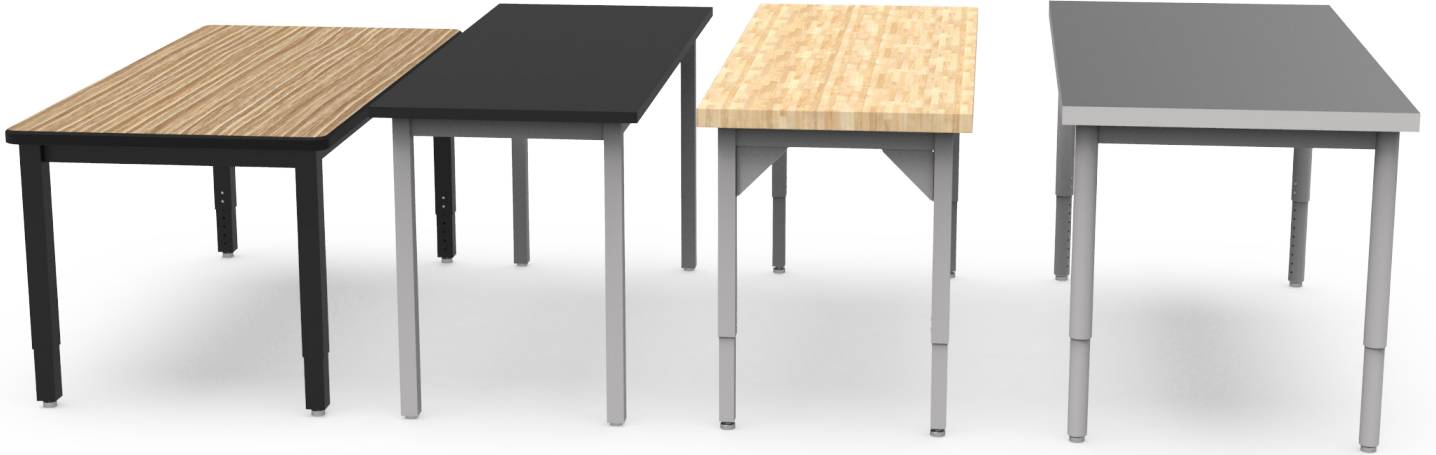
Standard Frame/Leg Colors



Markerboard



LOBO Tables



LOB7082-ABP09-C15
Laminite

LOB8071-FXG4
Phenolic
Epoxy top also available.
Note: Epoxy top with
casters will void warranty.

LOB9071-ADJG4-G
Hardwood

LOBSR082-ALRG4
Stainless Steel

