


Edge Profiles: Butcher Block




Standard

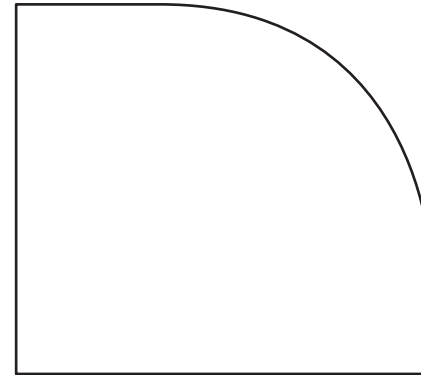


Eased Edges

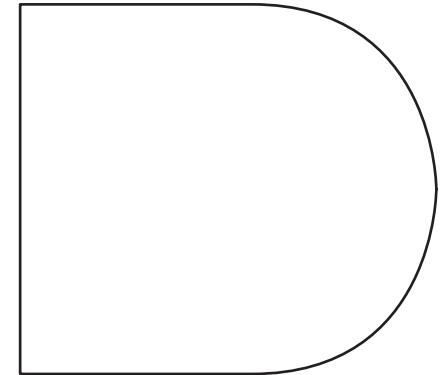
Optional



**.375" Radius
Top/Bottom**



Modern
Available in 1.75"



Bullnose
Available in 1.25" or 1.75"