

Influence Collection Elevate Teacher's Desk and Storage Pedestal



RB9205-163023-HC


KPT7071-ADJ

Products Shown In Room


- Elevate Teacher's Desk
- Storage Pedestal
- ELO® Mini Tide Desk
- ELO® Kidney Table
- Book Nook Single Sided Bookcase
- Triple Wide Tote Storage - 18 Totes

Model #

- KPT7071-ADJ
- RB9205-163023-HC
- ELS7811-ADJ
- ELS7222-ADJ
- LRS1145-483612-AL
- SSG0334-0AC



Influence Collection - Elevate Teacher's Desk and Storage Pedestal



Top sizes available for Elevate Teacher's Desk

- 24"D x 48"L 30"D x 48"L
- 24"D x 60"L 30"D x 60"L
- 24"D x 72"L 30"D x 72"L

Elevate Teacher's Desk Overview

- Base Overview:** Precision steel tube, "T" style lift counter balance with (2) "T" style lift bases, four Grand Hank glides(overall height range is 28" - 47.5") and four dual wheel locking casters(overall height range is 30.25" - 49.75"), smooth silver (standard) or textured black finish
- Laminate Top:** 1.25" high pressure laminate (HPL) with phenolic backer
- Top Edge Type:** Beveled Lotz Armor Edge™ (standard) or WB standard 3mm PVC edge banding (optional)
- Finish:** Choice of WB standard high pressure laminate (HPL), markerboard (check availability of non-standard colors, minimum order may apply)
- Options:** Non-WB standard laminate, markerboard top (-__MB) or black chemical resistant top (-09C), Soft Touch glides, non-standard edge band, grommets, metal wire management & power supply modules


Storage Pedestal Overview

- Classic Finish (/C):** Double sided thermal fused laminate (TFL)
- Premium Finish (/P):** Double sided high pressure laminate (HPL)
- Case:** Fully doweled 0.75" sides, back, bottom and sub-top/sub-bottom, matching 3mm PVC edge banding
- Top:** 1" matching top on cabinets, matching 3mm PVC edge banding (complimentary color available upon request)
- Drawers:** 0.75" matching front w/3mm PVC edge banding, 4" satin nickel pulls, standard full extension side mount steel ball bearing glides
- Base:** Integrated, matching fully finished 4" base and 3mm PVC edge banding, 4 non-locking hidden dual wheel casters (casters require field assembly)
- Finish:** Choice of standard colors (check availability of non-standard colors, minimum orders may apply)
- Options:** Non-standard edge band, Deadbolt locks



Lotz Armor Edge™

Our most durable edge is strong enough to stand up to everyday abuse and is virtually indestructible. Perfect for table tops, benches and stools, this unique edge coating allows for easy clean-up from lunchroom spills or a deep, steam cleaning when needed. By removing the biggest concern of separation from the top along with resistance to bacteria and moisture, Lotz Armor Edge™ comes with a proven track record for long-term durability.



Standard HPL Colors* See 'WB Finishes' section for available edge banding colors.

-03 White	-CV Folkstone	-D11 Love Letters	-A73 Classic Linen	-D17 Vision Vava	-D19 Cookies & Cream	-05 Dove Grey	-25 Grey Nebula	-C51 Looks Likatré	-D12 Sleeping In	-L07 Wrought Iron	-B58 Burnt Strand	-C99 Little Black Dress	-A02 Asian Night
-04 Almond	-D18 Picnic in the Park	-C97 Beachcomber	-C15 Buka Bark	-94 Fusion Maple	-KB Hardrock Maple	-FV Honey Maple	-32 Bannister Oak	-SR Oiled Cherry	-Z09 American Cherry	-Z01 Earthen Warp	-A19 Chocolate Warp	-D22 Walnut Grove	-09 Black
-D08 Eggplant	-N5 Cassis	-60 Hollyberry	-C09 Tangerine	-C98 Fresh Papaya	-D69 Forsythia	-A40 Island	-T01 Sprout	-A41 Ocean	-R01 Blue Agave	-D13 Summer Vacation	-MD Blueberry Hill	-HL Woolamai Brush	

Lotz Armor Edge™ Options

-52MB White Markerboard	-S04 Dove Grey	-S05 Slate Grey	-S03 Indigo
----------------------------	-------------------	--------------------	----------------

*Standard options available without additional fees. Quantities, sizes, and lead times vary. Contact customer service for lead time. Specifications are subject to change.



Additional Formica, Wilsonart and Panolam laminates available. Call Estimating for a custom quote.

