



We Can.
DESIGN. BUILD. DELIVER.

WB Mfg

WB Manufacturing LLC

STEAM

Engaging and inspiring students
to play a role in tomorrow's world.

800.242.2303 | info@wibenchmfg.com | www.wibenchmfg.com



CaseworkUSA® Cabinets

Science supplies are kept secure in CaseworkUSA® Cabinets.

Tomah Workstations

Students can keep their own learning materials in the same place as their group work with Tomah Workstations.

LOBO Tables

LOBO tables with phenolic tops provide large working surfaces that can handle the environment of a science classroom.



Choose between 7 different case configurations on the Tomah Workstation.



Classic: Select 1 HPL top color
Select 1 TFL casebody color

Premium:* Select 1 HPL top color
Select 1 HPL casebody color

Lotz Armor Edge™ Options

- 52MB White Markerboard
- Other markerboard colors available (see page 439)
- Black (Standard)
- S04 Dove Grey
- S05 Slate Grey
- S03 Indigo
- S07 Plum

Standard TFL Colors Matching edge banding standard. Complimentary available upon request.

-Z09/T American Cherry	-KB/T Hardrock Maple	-FV/T Honey Maple	-C99/T Little Black Dress	-SR/T Oiled Cherry	-D12/T Sleeping In	D22/T Walnut Grove	-09/T Black	-CV/T Folkstone	-C98/T Fresh Papaya	-D13/T Summer Vacation	-03/T White	-C97/T Beachcomber
---------------------------	-------------------------	----------------------	------------------------------	-----------------------	-----------------------	-----------------------	----------------	--------------------	------------------------	---------------------------	----------------	-----------------------

Standard HPL Colors See 'WB Finishes' section for available edge banding colors.

-Z09 American Cherry	-A02 Asian Night	-32 Bannister Oak	-R01 Blue Agave	-C15 Buka Bark	-B58 Burnt Strand	-04 Almond	-09 Black	-N5 Cassis	-05 Dove Grey	-CV Folkstone	-C97 Beachcomber	-A19 Chocolate Warp	-A73 Classic Linen
-D08 Eggplant	-94 Fusion Maple	-FV Honey Maple	-KB Hardrock Maple	-C99 Little Black Dress	-D11 Love Letters	-D69 Forsythia	-C98 Fresh Papaya	-60 Hollyberry	-A40 Island	-MD Blueberry Hill	-D19 Cookies & Cream	-Z01 Earthen Warp	-25 Grey Nebula
-SR Oiled Cherry	-D18 Picnic in the Park	-D12 Sleeping In	-T01 Sprout	-C09 Tangerine	-D22 Walnut Grove	-A41 Ocean	-D13 Summer Vacation	-03 White	-L07 Wrought Iron	-HL Woolamai Brush	-D17 Vision Vava		



TORO Tables


TORO Tables come with an optional full shelf at the bottom for extra stability and storage. These tough tables can handle a variety of educational learning.

Nucleus Workstation

The Nucleus workstation is comprised of multiple cabinets including two standard trash rings and optional power.

Dual Ended Tote Storage

Porcelain on steel markerboard panels create a surface for instructions, list of contents, or simply sharing information.





Elevate Student Desk

Elevate Student Desks can also be used as a mobile teacher's lectern. Roll this "lectern" with you, anywhere you want to go. Very useful for classrooms with different collaboration zones.

Urban Edge Workstation

What makes the Urban Edge different from the Reflection? Configurations. Choose between 15 different cabinet configurations. Single sided or double sided.


Reflection Workstation

Reflection workstations can be used together or separately. Magnets connect each side.




Urban Edge workstations can also be a Susie Workstation or Square Cube Workstation

2 easy steps to building
1) Pick Your Top
2) Pick Your Base



Urban Edge



Susie



Square Cube





iXchange® Wall


iXchange® Walls allow students to teach each other on a large whiteboard. They also make great storage options. Store materials in the base cabinets or the upper bookshelves, behind the markerboard panels

Quad XL Workstation

Quad XL Workstations are comprised of four cabinets; 2 open and 2 with doors.

Jackson Teacher's Desk

Choose between 5 different base configurations. Options include tote storage, drawer, or door cabinets.





Science Workstation

The optional features below help complete the science workstation, making it classroom ready.



Demonstration mirror/whiteboard, uprights and crossbar
27.75"W x 22.5"H



12"L hinged wings feature quick lock arm supports



Poly holding containers fit neatly under sink adjacent to 2 adjustable shelves



Stainless Steel sink kit with vacuum supply

CaseworkUSA®


Glass Door Cabinet

Science supplies are kept secure in CaseworkUSA® Cabinets. Glass doors make it easy to see what's in the cabinet while providing an elegant look.

ELO® Trapezoid and Rectangle

Tables

These student tables provide areas for work and essential collaboration needed in today's classrooms.





Stewart Workstation

This Stewart Workstation presents an area for kids knowledge to expand and be shared amongst each other. Wedge Totes help keep students' materials in a safe and organized fashion.



Tote options for Stewart Workstation

Mini Nucleus

The Mini Nucleus is comprised of 4 different cabinets with optional trash grommet and power.

Triple Wide Tote Storage

Tote storage cabinets provide the essential storage needed in STEAM classrooms. Available in double ended, double wide, or triple wide options, these tote storage cabinets are sure to fit your needs.



Tote options for Triple Wide Tote Storage

