


### Lotz Armor Edge™ Tops:

Lotz Armor Edge™ top is constructed of 1.125" thick MDF (medium density fiberboard) core. MDF is a superior material for screw holding abilities exceeding 250 lbs., breaking strength and load tests. The back material is phenolic which **prevents moisture penetration** to core material and provides an anti gum surface. The top material is high pressure laminate that is bonded to the **MDF core** making the total thickness of the top at 1.25". The 0.25" beveled radius edge is finished using our exclusive Lotz Armor Edge™, a polyurea, which is extremely strong and durable. **This edge will not separate from the MDF core material and makes the edge water tight.** Lotz Armor Edge™ default is black. Premium colors available.



### Classic Colors



### Premium Colors



### 3mm Tops:

The core material is 1.125" thick particle board with a phenolic backer sheet and high pressure laminate on top making the total thickness of the top at 1.25". 3mm PVC edge banding\* is applied to all sides, radius corners.



Optional top surface choices include **writable surface laminate** and most Wilsonart matte (-60) finish laminates with possible up charges. Other vendors available upon request.

\*3mm PVC edge banding is matching, unless otherwise specified. Complementary color available upon request.

**Shipping Class:** Soft Seating: Density Based Class, Table: 70

**NMFC#:** Soft Seating: 149265; Tops: 83620-2, Legs: 097720

**Assembly:** Soft Seating is Fully Assembled  
Table: Unassembled

### Optional Features:



2.5" Grand Hank glide (-HG)



1.5" Soft Touch glide (-FG)  
1.25" Steel glide (-SG)

### Fōmīcore:

Soft Seating is made with flexible vinyl that is top stitched and protected with PERMABLOK® Advanced Vinyl Protection. The Hi-Loft™ backing is a specialty knitted textile that is manufactured with 100% polyester yarns created for strength and softness. The core material is vinyl with a Urethane topcoat, with foam density varying depending on the model. The one piece of solid foam sits on top of 1/2" base board. The base is constructed of 1/2" MDF base board with metal inserts, adjustable glides.

### Soft Seating by Fōmīcore Colors

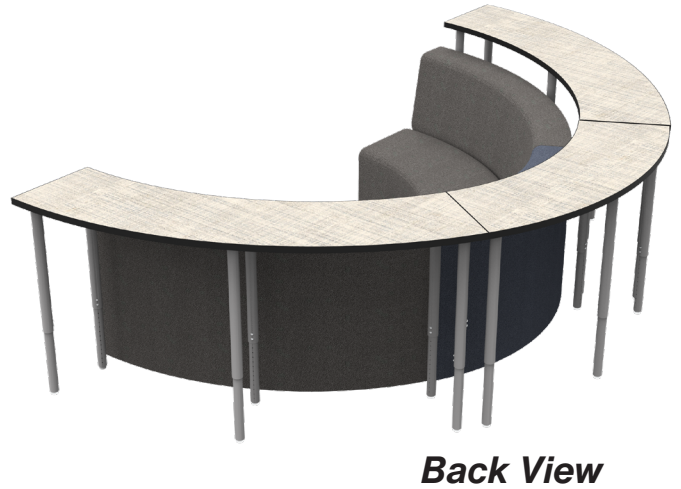
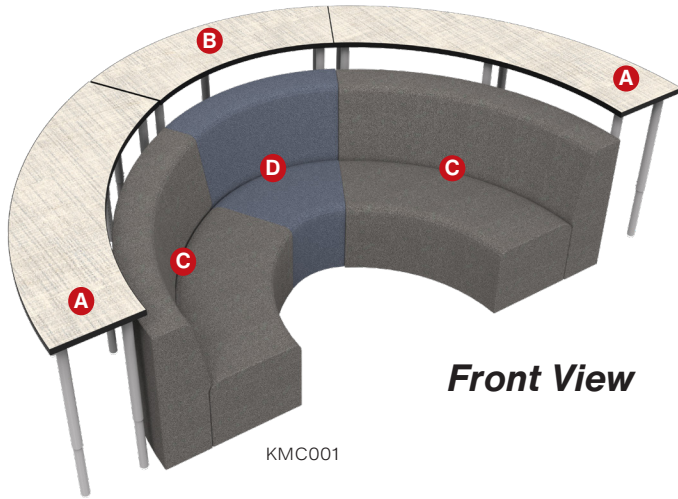


### ELO® Curved Table:

Legs are fully welded 14-gauge steel tube with a 10-gauge mounting plate, 1.75" x 14-gauge insert. The mounting plate is secured to the top with six metal-to-metal threaded inserts and 1/4"-20x19mm joint connector bolts (included). Adjustable legs, overall height is 26.25" - 41.25" in 1" increments. Finish colors are powder-coated smooth silver (G4) or textured black finish (09). Finished off with a 1 3/8" adjustment nylon glide with 3/8"-16 thread x 1".

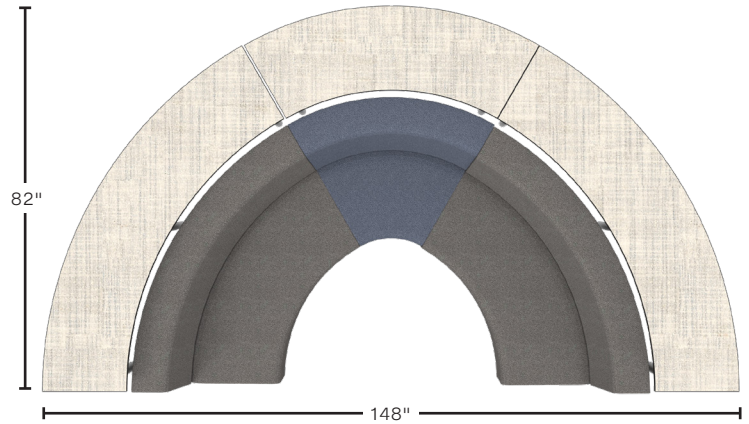


ELS-ADJ  
2" Adjustable  
Straight  
Round Legs



**Products included in Media Center Kit #1:**

- A** ELS6844-ADJ (Tables: 27"W x 85"L) Qty 2
- B** ELS6845-ADJ (Table: 24"W x 63"L) Qty 1
- C** F020 (Soft seating: 67"W x 35"H x 31"D) Qty 2
- D** F018 (Soft seating: 45"W x 35"H x 31"D) Qty 1



**Media Center Kit #1**

Model #	AE™ Wgt	3mm Wgt	Description	Table H"	Overall W" x H" x D"*
KMC001	483	470	Soft Seating Seats 5, Table Seats 6	26.25 - 41.25	148 x 41.25 x 82

Clear Space Recommended for Kit #1: 192"W x 120"D