

Tops

Laminate Top w/Lotz Armor Edge™ (Standard) High pressure laminate (HPL) top and moisture preventative & gum resistant phenolic backer bonded to 1.125" thick medium density fiberboard (MDF) core. Total top thickness 1.25". Choice of WB standard HPL. Optional top surface choices include writable surface laminate (markerboard) and most Wilsonart matte (-60) finish laminates with possible up charges. Other vendors available upon request. (Check availability of non-standard colors, minimum order may apply.) Lotz™ Armor Edge is a WB exclusive polyurea that is extremely strong and durable. This edge will not separate from the MDF core and makes the edge completely water tight. 0.25" beveled radius edge. See catalog for color options.

Laminate Top w/3mm Edge Band (Optional) The core material is 1.125" thick particle board with a phenolic backer sheet and high pressure laminate on top making the total thickness of the top at 1.25". 3mm PVC edge banding* is applied to all edges, radius corners. Color matching unless otherwise specified. Complimentary colors available upon request. See catalog for color options. Optional top surface choices include writable surface laminate (markerboard) and most Wilsonart matte (-60) finish laminates with possible up charges. Other vendors available upon request. (Check availability of non-standard colors, minimum order may apply.)

*3mm PVC edge banding is matching, unless otherwise specified. Complementary color available upon request.

Base

Overview The Elevate Student's desk is available in two different base heights, adjustable and Jr. adjustable. The adjustable base (-ADJ) with four Grand Hank glides has an overall height range of 27.94" - 40.94" and with four dual wheel soft tread locking casters it has an overall height of 29.94" - 42.94". The Jr. adjustable base (-EJA) with four Grand Hank glides has an overall height range of 24.09" - 34.13" and with four dual wheel soft tread locking casters it has an overall height of 26.06" - 36.10".

The pneumatic column consist of three steel tubes; inner (16.5 gauge), middle (16-gauge) and outer (14-gauge) tubes. The outer tube is attached to the 10-gauge steel H-Frame base by using slide washers and flat head bolts to the bottom of the base. Finish attaching the base to the outer tube by using flat head bolts on all four sides. There is a 7-gauge mounting plate (10.630" x 5.906") which attaches to the top of the inner tube of the column using hex head machine screws. Mounting plate then gets secured to the top with metal-to-metal threaded inserts and joint connector bolts. Desk comes standard with four dual wheel soft tread locking casters and four 2.5" Grand Hank glides.

Finish Base has a choice of two colors; smooth silver finish or powder coated with a polyester texture black finish to 3mm in thickness.

Features

2.5" Grand Hank glides, Dual wheel soft tread locking casters, Plastic handle for pneumatics

Additional Options

	Adder Code	Description
<i>Premium Lotz AE™ Colors</i>	-__MB	See Catalog for color options.
<i>Plastic Book Box</i>	-P20CH	Dimensions: 20"W x 11"D x 4.157"H -- Color: charcoal
<i>Swivel Cup Holder</i>	-SCH	Dimensions: 8"W x 5"H -- Color: flat black
<i>1.5" Soft Touch Glide</i>	-FG	
<i>1.25" Steel Glide</i>	-SG	
<i>Custom Sizes</i>		Call Estimating
<i>Non-Standard Edge Band</i>		See WB Finishes in Catalog for non-standard edge band colors.

Shipping Class: 70

NMFC: Tops: 83620-2, Legs: 097720

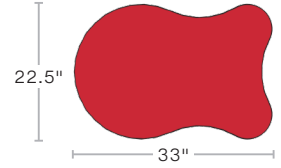
Assembly: Unassembled



PNH7601-ADJ
U.S. Patent D780487

Elevate Adapt XL Student Desk

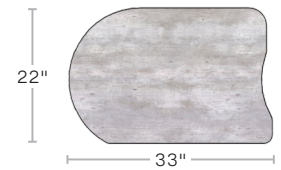
Lotz AE™ Top	AE™ Wgt	3mm Top	3mm Wgt	Description	Top D" x L"	Desk H" w/ Grand Hank Glides	Desk H" w/ Casters
PNH7601-EJA	51	PNH6601-EJA	50	Jr. Adj. Base	22.5 x 33	24.09 - 34.13	26.09 - 36.10
PNH7601-ADJ	53	PNH6601-ADJ	52	Adj. Base	22.5 x 33	27.94 - 40.94	29.94 - 42.94



PNH7823-ADJ
Shown at raised height
and with optional
Red Lotz Armor Edge™

Elevate Adapt II XL Student Desk

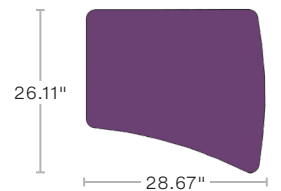
Lotz AE™ Top	AE™ Wgt	3mm Top	3mm Wgt	Description	Top D" x L"	Desk H" w/ Grand Hank Glides	Desk H" w/ Casters
PNH7823-EJA	52	PNH6823-EJA	51	Jr. Adj. Base	22 x 33	24.09 - 34.13	26.09 - 36.10
PNH7823-ADJ	54	PNH6823-ADJ	53	Adj. Base	22 x 33	27.94 - 40.94	29.94 - 42.94



PNH7813-ADJ

Elevate Arcadia Student Desk

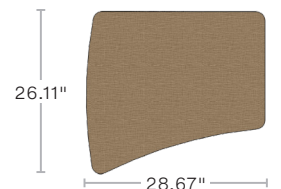
Lotz AE™ Top	AE™ Wgt	3mm Top	3mm Wgt	Description	Top D" x L"	Desk H" w/ Grand Hank Glides	Desk H" w/ Casters
PNH7813-EJA	50	PNH6813-EJA	49	Jr. Adj. Base	26.11 x 28.67	24.09 - 34.13	26.09 - 36.10
PNH7813-ADJ	52	PNH6813-ADJ	51	Adj. Base	26.11 x 28.67	27.94 - 40.94	29.94 - 42.94



PNH7829-ADJ

Elevate Aidacra Student Desk


Lotz AE™ Top	AE™ Wgt	3mm Top	3mm Wgt	Description	Top D" x L"	Desk H" w/ Grand Hank Glides	Desk H" w/ Casters
PNH7829-EJA	50	PNH6829-EJA	49	Jr. Adj. Base	26.11 x 28.67	24.09 - 34.13	26.09 - 36.10
PNH7829-ADJ	52	PNH6829-ADJ	51	Adj. Base	26.11 x 28.67	27.94 - 40.94	29.94 - 42.94





Elevate Hurley Student Desk

Lotz AE™ Top	AE™ Wgt	3mm Top	3mm Wgt	Description	Top D" x L"	Desk H" w/ Grand Hank Glides	Desk H" w/ Casters
PNH7816-EJA	51	PNH6816-EJA	50	Jr. Adj. Base	21.5 x 33	24.09 - 34.13	26.09 - 36.10
PNH7816-ADJ	53	PNH6816-ADJ	52	Adj. Base	21.5 x 33	27.94 - 40.94	29.94 - 42.94

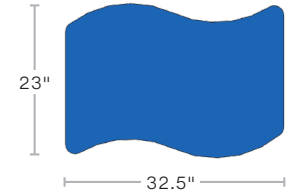


PNH7816-ADJ
Shown at raised height and with optional Blue Lotz Armor Edge™



Elevate Mini Tide Student Desk

Lotz AE™ Top	AE™ Wgt	3mm Top	3mm Wgt	Description	Top D" x L"	Desk H" w/ Grand Hank Glides	Desk H" w/ Casters
PNH7811-EJA	51	PNH6811-EJA	50	Jr. Adj. Base	23 x 32.5	24.09 - 34.13	26.09 - 36.10
PNH7811-ADJ	53	PNH6811-ADJ	52	Adj. Base	23 x 32.5	27.94 - 40.94	29.94 - 42.94

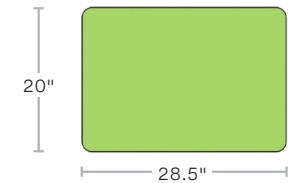


PNH7811-ADJ



Elevate Plymouth Student Desk

Lotz AE™ Top	AE™ Wgt	3mm Top	3mm Wgt	Description	Top D" x L"	Desk H" w/ Grand Hank Glides	Desk H" w/ Casters
PNH7364-EJA	49	PNH6364-EJA	48	Jr. Adj. Base	20 x 28.5	24.09 - 34.13	26.09 - 36.10
PNH7365-EJA	53	PNH6365-EJA	52	Jr. Adj. Base	24 x 28.5	24.09 - 34.13	26.09 - 36.10
PNH7364-ADJ	51	PNH6364-ADJ	50	Adj. Base	20 x 28.5	27.94 - 40.94	29.94 - 42.94
PNH7365-ADJ	55	PNH6365-ADJ	54	Adj. Base	24 x 28.5	27.94 - 40.94	29.94 - 42.94

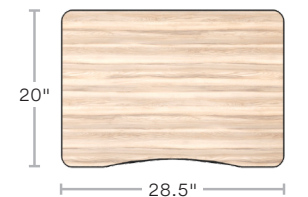


PNH7364-ADJ
Shown with optional book box



Elevate Plymouth II Student Desk

Lotz AE™ Top	AE™ Wgt	3mm Top	3mm Wgt	Description	Top D" x L"	Desk H" w/ Grand Hank Glides	Desk H" w/ Casters
PNH7366-EJA	49	PNH6366-EJA	48	Jr. Adj. Base	20 x 28.5	24.09 - 34.13	26.09 - 36.10
PNH7366-ADJ	51	PNH6366-ADJ	50	Adj. Base	20 x 28.5	27.94 - 40.94	29.94 - 42.94



PNH7366-ADJ
Shown with optional swivel cup holder
Water bottle not included



PNH7820-ADJ

Elevate Weston Student Desk

<i>Lotz AE™ Top</i>	<i>AE™ Wgt</i>	<i>3mm Top</i>	<i>3mm Wgt</i>	<i>Description</i>	<i>Top D" x L"</i>	<i>Desk H" w/ Grand Hank Glides</i>	<i>Desk H" w/ Casters</i>
PNH7820-EJA	58	PNH6820-EJA	56	Jr. Adj. Base	23.87 x 32	24.09 - 34.13	26.09 - 36.13
PNH7820-ADJ	60	PNH6820-ADJ	58	Adj. Base	23.87 x 32	27.94 - 40.94	29.94 - 42.94

