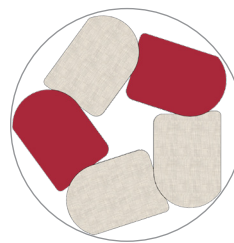
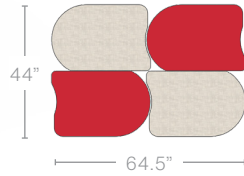
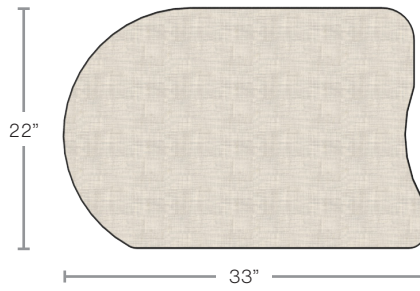


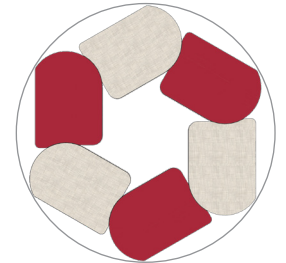
# ELO® Adapt II XL Desk



ELS7823-EJAG4-D17-S22



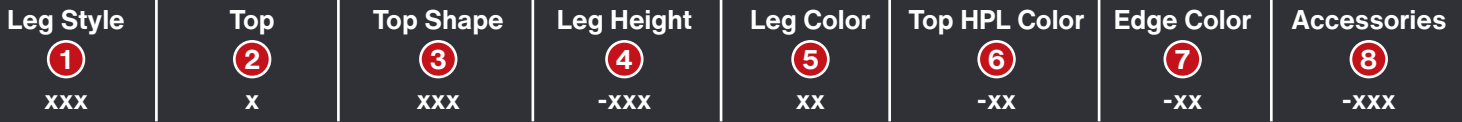
Outer Dia. 72"



Outer Dia. 77"



# How to Build Any ELO® Desk Part Number



## 1 Leg Style

**ELO** - ELO® Square Curved  
**ELS** - ELO® Straight Round  
**ELP** - ELO® Pin Straight Round  
 Ex: **ELP7601-ADJG4**

## 2 Top

**6** - Laminate w/ 3mm Edge  
**7** - Laminate w/ Lotz Armor Edge™  
 Ex: **ELP7601-ADJG4**



## 3 Top Shape

<b>600</b> - Adapt	<b>316</b> - Loyal
<b>601</b> - Adapt XL	<b>323</b> - Loyal XL
<b>810</b> - Adapt II	<b>809</b> - Mini Nimbus
<b>823</b> - Adapt II XL	<b>811</b> - Mini Tide
<b>813</b> - Arcadia	<b>500</b> - Ocho
<b>829</b> - Aidacra	<b>840</b> - Plover
<b>400</b> - Connect 4	<b>174</b> - Plymouth (20" x 27.5")
<b>216</b> - Connect 6	<b>364</b> - Plymouth (20" x 28.5")
<b>218</b> - Connect 6 XL	<b>067</b> - Plymouth (24" x 36")
<b>217</b> - Connect 8	<b>171</b> - Plymouth II (20" x 27.5")
<b>317</b> - Mini Diamond	<b>366</b> - Plymouth II (20" x 28.5")
<b>318</b> - Diamond	<b>173</b> - Plymouth II (24" x 36")
<b>816</b> - Hurley	<b>814</b> - Pyramid
	<b>820</b> - Weston

## 4 Leg Height

**-FX** - Fixed Height (ELS only)  
**-MJA** - Mini Adjustable Height (ELS only)  
**-EJA** - Junior/Universal Adjustable Height  
**-ADJ** - Adjustable Height (N/A on ELS)  
 Ex: **ELP7601-ADJG4**

## 5 Leg Color

**G4** - Smooth Silver  
**O9** - Textured Black (N/A on ELP, ELS -FX & ELS -MJA)  
 Ex: **ELP7601-ADJG4**

Ex: **ELP7601-ADJG4**

## 6 Top HPL Color

### Laminate Finishes

<b>-04</b> Almond	<b>-25</b> Grey Nebula
<b>-Z09</b> American Cherry	<b>-C88</b> Hardrock Maple
<b>-A02</b> Asian Night	<b>-60</b> Hollyberry
<b>-32</b> Bannister Oak	<b>-FV</b> Honey Maple
<b>-C97</b> Beachcomber	<b>-A40</b> Island
<b>-09</b> Black	<b>-C99</b> Little Black Dress
<b>-R01</b> Blue Agave <sup>1</sup>	<b>-C51</b> Looks Likat <sup>1</sup>
<b>-MD</b> Blueberry Hill	<b>-D11</b> Love Letters <sup>1</sup>
<b>-C15</b> Buka Bark	<b>-A41</b> Ocean
<b>-B58</b> Burnt Strand	<b>-SR</b> Oiled Cherry
<b>-N5</b> Cassis	<b>-D18</b> Picnic in the Park
<b>-A19</b> Chocolate Warp <sup>1</sup>	<b>-D12</b> Sleeping In
<b>-A73</b> Classic Linen	<b>-T01</b> Sprout <sup>1</sup>
<b>-D19</b> Cookies & Cream	<b>-D13</b> Summer Vacation
<b>-05</b> Dove Grey	<b>-C09</b> Tangerine <sup>1</sup>
<b>-Z01</b> Earthen Warp	<b>-D17</b> Vision Vava <sup>1</sup>
<b>-D08</b> Eggplant <sup>1</sup>	<b>-D22</b> Walnut Grove
<b>-CV</b> Folkstone	<b>-03</b> White
<b>-D69</b> Forsythia	<b>-HL</b> Woolamai Brush
<b>-C98</b> Fresh Papaya	<b>-L07</b> Wrought Iron
<b>-94</b> Fusion Maple	

## 7 Edge Color

### 3mm Edge (6)

<b>-04</b> Almond	<b>-60</b> Hollyberry
<b>-Z09</b> American Cherry	<b>-FV</b> Honey Maple
<b>-A02</b> Asian Night	<b>-A40</b> Island
<b>-32</b> Bannister Oak	<b>-C99</b> Little Black Dress
<b>-C97</b> Beachcomber	<b>-19</b> Nubian Brown <sup>2</sup> (A19)
<b>-09</b> Black	<b>-A41</b> Ocean
<b>-MD</b> Blueberry Hill	<b>-SR</b> Oiled Cherry
<b>-C15</b> Buka Bark	<b>-CQ</b> Pepperdust <sup>2</sup> (C51)(D11)
<b>-B58</b> Burnt Strand	<b>-D18</b> Picnic in the Park
<b>-N5</b> Cassis	<b>-D12</b> Sleeping In
<b>-A73</b> Classic Linen	<b>-T01/S</b> Solid Sprout <sup>2</sup> (T01)
<b>-D19</b> Cookies & Cream	<b>-D13</b> Summer Vacation <sup>2</sup> (R01)
<b>-05</b> Dove Grey	<b>-D22</b> Walnut Grove
<b>-Z01</b> Earthen Warp	<b>-03</b> White
<b>-CV</b> Folkstone <sup>2</sup> (D17)	<b>-HL</b> Woolamai Brush
<b>-D69</b> Forsythia	<b>-L07</b> Wrought Iron <sup>2</sup> (C51)
<b>-C98</b> Fresh Papaya <sup>2</sup> (C09)	
<b>-94</b> Fusion Maple	
<b>-25</b> Grey Nebula	
<b>-C88</b> Hardrock Maple	

### Lotz Armor Edge™ (7)

**Standard**

<b>-S04</b> Black
<b>-S05</b> Dove Grey
<b>-S03</b> Indigo

Black AET™ is default if no color is chosen.

**Premium<sup>6</sup>**

<b>-S25</b> Blue
<b>-S23</b> Purple
<b>-S22</b> Red
<b>-S26</b> Orange
<b>-S24</b> Green

## 8 Accessories

<b>-FG</b>	Soft Touch Glides
<b>-SG</b>	Steel Glides
<b>-HG</b>	Grand Hank Glides (Standard on ELS -FX/-MJA legs)
<b>-CA</b>	Locking Casters
<b>-2CA</b>	Wheelbarrow (2 Locking Casters)

**See page 18 for storage availability**

<b>-LW</b>	Wire Basket
<b>-TB</b>	Tote Tray Kit
<b>-P14CH</b>	Plastic Book Box (for ELO Legs)
<b>-P23CH</b>	Plastic Book Box (for ELS & ELP Legs)
<b>-BPH</b>	Backpack Hook <sup>3</sup>
<b>-SCH</b>	Swivel Cup Holder

### Other Finishes Available<sup>6</sup>

**-52MB** Frosty White Markerboard

### Additional Options

Non-Standard Edge Band  
 Custom Sizes

### Standard HPL Color Selections



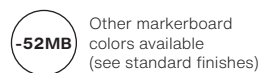
### Standard AE™ Colors



### Premium AE™ Colors<sup>6</sup>



### Markerboard<sup>6</sup>



### Standard Leg Colors



All laminates and 3mm above are considered standard options. For a list of stocked options please view the standard finishes in the back of the catalog. Available quantities, sizes and lead times may vary based on market fluctuation. Contact customer service for lead times.

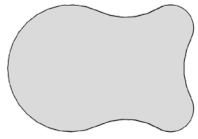
### Disclaimer Guide

<sup>1</sup>Matching edge banding is not available for these patterns.  
<sup>2</sup>Complementary 3mm edge band color for unavailable patterns in parenthesis.  
<sup>3</sup>Color matches leg color.  
<sup>6</sup>Additional charges apply.

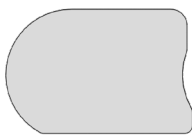
# ELO® Desks

## ELO® Desk Top Shapes


U.S. Patent D780487



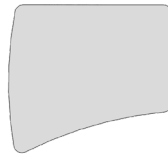
**600** Adapt  
**601** Adapt XL  
Page 19



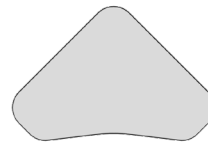
**810** Adapt II  
**823** Adapt II XL  
Page 20



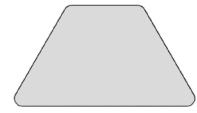
**813** Arcadia  
Page 21



**829** Aidacra  
Page 21




**400** Connect 4  
Page 22



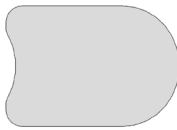
**216** Connect 6  
**218** Connect 6 XL  
Page 24



**217** Connect 8  
Page 23



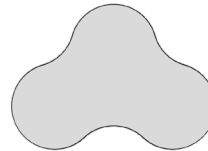
**317** Mini Diamond  
**318** Diamond  
Pages 25



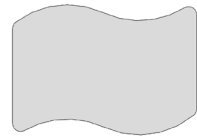
**816** Hurley  
Page 26



**316** Loyal  
**323** Loyal XL  
Page 28




**809** Mini Nimbus  
Page 27



**811** Mini Tide  
Page 29



**500** Ocho  
Page 30



**840** Plover  
Page 31



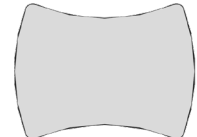
Plymouth  
**174** 20" x 27.5"  
**364** 20" x 28.5"  
**067** 24" x 36"  
Page 32



Plymouth II  
**171** 20" x 27.5"  
**366** 20" x 28.5"  
**173** 24" x 36"  
Page 33



**814** Pyramid  
Page 34



**820** Weston  
Page 35

## ELO® Desk Leg Styles



**ELO -ADJ**  
Adjustable Square Legs  
(Color: Smooth Silver  
or Textured Black)

**ELO -EJA**  
Junior Adjustable Square Legs  
(Color: Smooth Silver  
or Textured Black)



**ELP -ADJ**  
Pin Adjustable  
Straight Round Legs  
(Color: Smooth Silver)

**ELP -EJA**  
Universal Pin Adjustable  
Straight Round Legs  
(Color: Smooth Silver)



**ELS -EJA**  
Universal Adjustable  
Straight Round Legs  
(Color: Smooth Silver  
or Textured Black)



**ELS -FX**  
Fixed Straight Round Legs  
(Color: Smooth Silver)



**ELS -MJA**  
Mini Junior Adjustable  
Straight Round Legs  
(Color: Smooth Silver)



## Accessories, Additional Options, & Assembly



**Non-Marring Glide**  
(Standard on  
-EJA and -ADJ models.  
Optional on  
-FX and -MJA models.)



**-HG**  
Grand Hank Glide  
(Standard on  
-FX and -MJA models.  
Optional on  
-EJA and -ADJ models.)



**-FG**  
Soft Touch Glide




**-SG**  
Steel Glide



**-CA**  
Dual Wheel Soft Tread  
Locking Caster



**-2CA**  
Wheelbarrow  
(2 locking casters,  
2 non-marring glides)




**-LW**  
Wire Basket  
(Color: Smooth Silver)



**-TB\_**  
3" Tote Tray Kit



**-P23CH**  
Plastic Book Box  
for ELS & ELP Legs  
(Color: Charcoal)



**-P14CH**  
Plastic Book Box  
for ELO Legs  
(Color: Charcoal)



**-BPH**  
Backpack Hook  
(Color: Matches  
leg color)



**-SCH**  
Swivel Cup Holder  
(Color: Black)



Non-Standard  
Edge Band



Custom Sizes



UNASSEMBLED

## Reference Chart for Storage Options

ELO® Desk Model #	ELO® Desk Description	Book Box	Wire Basket	3" Tote Tray	Swivel Cup Holder
ELO 6(7)600	Adapt	P14	LW	TB	SCH
ELO 6(7)601	Adapt XL	P14	LW	TB	SCH
ELS & ELP 6(7)601	Adapt XL	P23	LW	TB	SCH
ELO 6(7)810	Adapt II	P14	LW	TB	SCH
ELO 6(7)823	Adapt II XL	P14	LW	TB	SCH
ELS & ELP 6(7)823	Adapt II XL	P23	LW	TB	SCH
ELO 6(7)813	Arcadia	P14	LW	TB	SCH
ELS & ELP 6(7)813	Arcadia	P23	LW	TB	SCH
ELO 6(7)829	Aidacra	P14	LW	TB	SCH
ELS & ELP 6(7)829	Aidacra	P23	LW	TB	SCH
ELO6(7)400	Connect 4	P14	LW	TB	SCH
ELS & ELP 6(7)400	Connect 4	P23	LW	TB	SCH
ELO 6(7)216	Connect 6	N/A	N/A	N/A	SCH
ELO 6(7)218	Connect 6 XL	N/A	N/A	N/A	SCH
ELS & ELP 6(7)218	Connect 6 XL	N/A	N/A	N/A	SCH
ELO6(7)217	Connect 8	P14	LW	TB	SCH
ELS & ELP 6(7)217	Connect 8	P23	LW	TB	SCH
ELO 6(7)318	Diamond	P14	LW	TB	SCH
ELS & ELP 6(7)318	Diamond	P23	LW	TB	SCH
ELO 6(7)317	Mini Diamond	P14	N/A	TB	SCH
ELS & ELP 6(7)317	Mini Diamond	N/A	LW	TB	SCH
ELO 6(7)816	Hurley	P14	LW	TB	SCH
ELS & ELP 6(7)816	Hurley	P23	LW	TB	SCH
ELO 6(7)316	Loyal	P14	LW	TB	SCH
ELS & ELP 6(7)316	Loyal	P23	LW	TB	SCH
ELO 6(7)323	Loyal XL	P14	LW	TB	SCH
ELS & ELP 6(7)323	Loyal XL	P23	LW	TB	SCH
ELO 6(7)809	Mini Nimbus	P14	N/A	N/A	SCH
ELS & ELP 6(7)809	Mini Nimbus	N/A	LW	N/A	SCH
ELO 6(7)811	Mini Tide	P14	LW	TB	SCH
ELS & ELP 6(7)811	Mini Tide	P23	LW	TB	SCH
ELO 6(7)500	Ocho	P14	LW	N/A	SCH
ELS & ELP 6(7)500	Ocho	P23	LW	TB	SCH
ELO 6(7)840	Plover	P14	LW	TB	SCH
ELS & ELP 6(7)840	Plover	P23	LW	TB	SCH
ELO 6(7)174	Plymouth (20x27.5")	P14	LW	TB	SCH
ELO 6(7)067	Plymouth (24x36")	P14	LW	TB	SCH
ELS & ELP 6(7)067	Plymouth (24x36")	P23	LW	TB	SCH
ELO 6(7)364	Plymouth (20x28.5")	P14	LW	TB	SCH
ELS & ELP 6(7)364	Plymouth (20x28.5")	P23	LW	TB	SCH
ELO 6(7)171	Plymouth II (20x27.5")	P14	LW	TB	SCH
ELO 6(7)173	Plymouth II (24x36")	P14	LW	TB	SCH
ELS & ELP 6(7)173	Plymouth II (24x36")	P23	LW	TB	SCH
ELO 6(7)366	Plymouth II (20x28.5")	P14	LW	TB	SCH
ELS & ELP 6(7)366	Plymouth II (20x28.5")	P23	LW	TB	SCH
ELO 6(7)814	Pyramid	P14	LW	N/A	SCH
ELS & ELP 6(7)814	Pyramid	P23	LW	N/A	SCH
ELO 6(7)820	Weston	P14	LW	TB	SCH
ELS & ELP 6(7)820	Weston	P23	LW	TB	SCH