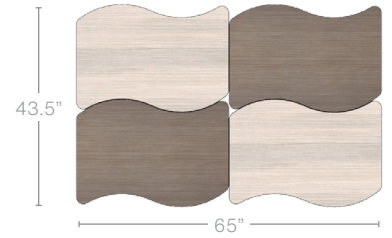

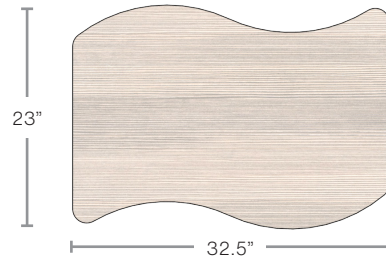


# Elevate Mini Tide Desk



# How to Build Any Elevate Student Desk Part Number

## Base Style

1

XXX

## Top

2

X

## Top Shape

3

XXX

## Base Height

4

-XXX

## Base Color

5

XX

## Top HPL Color

6

-XX

## Edge Color

7

-XX

## Accessories

8


-XXX

### 1 Base Style

**PNH** - Elevate Pneumatic Base  
Ex: **PNH7601-ADJG4**

### 2 Top

**6** - Laminate w/ 3mm Edge  
**7** - Laminate w/ Lotz Armor Edge™  
Ex: **PNH7601-ADJG4**



3mm Edge Lotz AE™

### 3 Top Shape

**601** - Adapt XL  
**823** - Adapt II XL  
**813** - Arcadia  
**829** - Aidacra  
**816** - Hurley  
**811** - Mini Tide  
**364** - Plymouth (20" x 28.5")  
**365** - Plymouth (24" x 28.5")  
**366** - Plymouth II  
**820** - Weston  
Ex: **PNH7601-ADJG4**

### 4 Base Height

**-EJA** - Junior Adjustable Height  
**-ADJ** - Adjustable Height  
Ex: **PNH7601-ADJG4**

### 5 Base Color

**G4** - Smooth Silver  
**09** - Textured Black  
Ex: **PNH7601-ADJG4**

### 6 Top HPL Color

#### Laminate Finishes

<b>-04</b> Almond	<b>-25</b> Grey Nebula
<b>-Z09</b> American Cherry	<b>-C88</b> Hardrock Maple
<b>-A02</b> Asian Night	<b>-60</b> Hollyberry
<b>-32</b> Bannister Oak	<b>-FV</b> Honey Maple
<b>-C97</b> Beachcomber	<b>-A40</b> Island
<b>-09</b> Black	<b>-C99</b> Little Black Dress
<b>-R01</b> Blue Agave <sup>1</sup>	<b>-C51</b> Looks Likatre <sup>1</sup>
<b>-MD</b> Blueberry Hill	<b>-D11</b> Love Letters <sup>1</sup>
<b>-C15</b> Buka Bark	<b>-A41</b> Ocean
<b>-B58</b> Burnt Strand	<b>-SR</b> Oiled Cherry
<b>-N5</b> Cassis	<b>-D18</b> Picnic in the Park
<b>-A19</b> Chocolate Warp <sup>1</sup>	<b>-D12</b> Sleeping In
<b>-A73</b> Classic Linen	<b>-T01</b> Sprout <sup>1</sup>
<b>-D19</b> Cookies & Cream	<b>-D13</b> Summer Vacation
<b>-05</b> Dove Grey	<b>-C09</b> Tangerine <sup>1</sup>
<b>-Z01</b> Earthen Warp	<b>-D17</b> Vision Vava <sup>1</sup>
<b>-D08</b> Eggplant <sup>1</sup>	<b>-D22</b> Walnut Grove
<b>-CV</b> Folkstone	<b>-03</b> White
<b>-D69</b> Forsythia	<b>-HL</b> Woolamai Brush
<b>-C98</b> Fresh Papaya	<b>-L07</b> Wrought Iron
<b>-94</b> Fusion Maple	

### 7 Edge Color

#### 3mm Edge (6)

<b>-04</b> Almond	<b>-60</b> Hollyberry
<b>-Z09</b> American Cherry	<b>-FV</b> Honey Maple
<b>-A02</b> Asian Night	<b>-A40</b> Island
<b>-32</b> Bannister Oak	<b>-C99</b> Little Black Dress
<b>-C97</b> Beachcomber	<b>-19</b> Nubian Brown <sup>2</sup> (A19)
<b>-09</b> Black	<b>-A41</b> Ocean
<b>-MD</b> Blueberry Hill	<b>-SR</b> Oiled Cherry
<b>-C15</b> Buka Bark	<b>-CQ</b> Pepperdust <sup>2</sup> (C51)(D11)
<b>-B58</b> Burnt Strand	<b>-D18</b> Picnic in the Park
<b>-N5</b> Cassis <sup>2</sup> (D08)	<b>-D12</b> Sleeping In
<b>-A73</b> Classic Linen	<b>-T01/S</b> Solid Sprout <sup>2</sup> (T01)
<b>-D19</b> Cookies & Cream	<b>-D13</b> Summer Vacation <sup>2</sup> (R01)
<b>-05</b> Dove Grey	<b>-D22</b> Walnut Grove
<b>-Z01</b> Earthen Warp	<b>-03</b> White
<b>-CV</b> Folkstone <sup>2</sup> (D17)	<b>-HL</b> Woolamai Brush
<b>-D69</b> Forsythia	<b>-L07</b> Wrought Iron <sup>2</sup> (C51)
<b>-C98</b> Fresh Papaya <sup>2</sup> (C09)	
<b>-94</b> Fusion Maple	
<b>-25</b> Grey Nebula	
<b>-C88</b> Hardrock Maple	

#### Lotz Armor Edge™ (7)

**Standard**

<b>-S04</b> Black
<b>-S05</b> Dove Grey
<b>-S03</b> Slate Grey
<b>-S03</b> Indigo

Black AE™ is default if no color is chosen.

**Premium<sup>6</sup>**

<b>-S25</b> Blue
<b>-S23</b> Purple
<b>-S22</b> Red
<b>-S26</b> Orange
<b>-S24</b> Green

### 8 Accessories

<b>-FG</b> Soft Touch Glides
<b>-SG</b> Steel Glides
<b>-P20CH</b> Plastic Book Box
<b>-SCH</b> Swivel Cup Holder

**Standard Accessories Included**  
Grand Hank Glides & Locking Casters

### Additional Options

Non-Standard Edge Band  
Custom Sizes

#### Other Finishes Available<sup>6</sup>

**-52MB** Frosty White Markerboard

### Standard HPL Color Selections



### Standard AE™ Colors



### Premium AE™ Colors<sup>6</sup>



### Markerboard<sup>6</sup>



Other markerboard colors available (see standard finishes)

### Standard Base Colors



All laminates and 3mm above are considered standard options. For a list of stocked options please view the standard finishes in the back of the catalog. Available quantities, sizes and lead times may vary based on market fluctuation. Contact customer service for lead times.

#### Disclaimer Guide

<sup>1</sup>Matching edge banding is not available for these patterns.

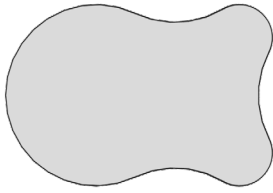
<sup>2</sup>Complementary 3mm edge band color for unavailable patterns in parenthesis.

<sup>6</sup>Additional charges apply.

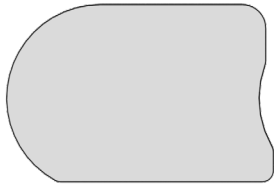
# Elevate Desks

## Elevate Desk Top Shapes

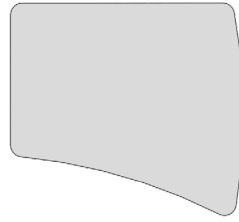
U.S. Patent D780487



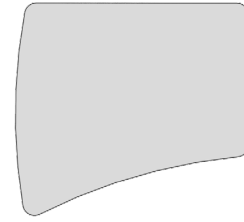
**601** Adapt XL



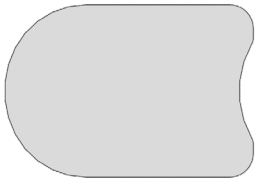
**823** Adapt II XL



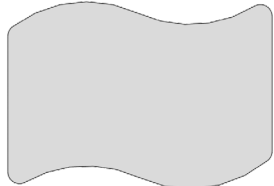
**813** Arcadia



**829** Aidacra



**816** Hurley



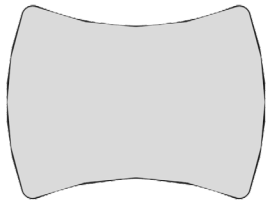
**811** Mini Tide



Plymouth  
**364** 20" x 28.5"  
**365** 24" x 28.5"



Plymouth II  
**366** 20" x 28.5"



**820** Weston

## Accessories, Additional Options, & Assembly



**-FG**  
Soft Touch Glides



**-SG**  
Steel Glides



**-P20CH**  
Plastic Book Box for Elevate Desks  
(Color: Charcoal)



**-SCH**  
Swivel Cup Holder  
(Color: Black)



Non-standard  
edge band



Custom Sizes



UNASSEMBLED