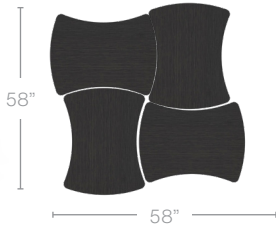



Elevate Weston Desk



PNH7820-ADJ-A02-505



How to Build Any Elevate Student Desk Part Number

Base Style

1

XXX

Top

2

X

Top Shape

3

XXX

Base Height

4

-XXX

Base Color

5

XX

Top HPL Color

6

-XX

Edge Color

7

-XX

Accessories

8


-XXX

1 Base Style

PNH - Elevate Pneumatic Base
Ex: **PNH7601-ADJG4**

2 Top

6 - Laminate w/ 3mm Edge
7 - Laminate w/ Lotz Armor Edge™
Ex: **PNH7601-ADJG4**



3mm Edge Lotz AE™

3 Top Shape

601 - Adapt XL
823 - Adapt II XL
813 - Arcadia
829 - Aidacra
816 - Hurley
811 - Mini Tide
364 - Plymouth (20" x 28.5")
365 - Plymouth (24" x 28.5")
366 - Plymouth II
820 - Weston
Ex: **PNH7601-ADJG4**

4 Base Height

-EJA - Junior Adjustable Height
-ADJ - Adjustable Height
Ex: **PNH7601-ADJG4**

5 Base Color

G4 - Smooth Silver
09 - Textured Black
Ex: **PNH7601-ADJG4**

6 Top HPL Color

Laminate Finishes

-04 Almond	-25 Grey Nebula
-Z09 American Cherry	-C88 Hardrock Maple
-A02 Asian Night	-60 Hollyberry
-32 Bannister Oak	-FV Honey Maple
-C97 Beachcomber	-A40 Island
-09 Black	-C99 Little Black Dress
-R01 Blue Agave ¹	-C51 Looks Likatre ¹
-MD Blueberry Hill	-D11 Love Letters ¹
-C15 Buka Bark	-A41 Ocean
-B58 Burnt Strand	-SR Oiled Cherry
-N5 Cassis	-D18 Picnic in the Park
-A19 Chocolate Warp ¹	-D12 Sleeping In
-A73 Classic Linen	-T01 Sprout ¹
-D19 Cookies & Cream	-D13 Summer Vacation
-05 Dove Grey	-C09 Tangerine ¹
-Z01 Earthen Warp	-D17 Vision Vava ¹
-D08 Eggplant ¹	-D22 Walnut Grove
-CV Folkstone	-03 White
-D69 Forsythia	-HL Woolamai Brush
-C98 Fresh Papaya	-L07 Wrought Iron
-94 Fusion Maple	

7 Edge Color

3mm Edge (6)

-04 Almond	-60 Hollyberry
-Z09 American Cherry	-FV Honey Maple
-A02 Asian Night	-A40 Island
-32 Bannister Oak	-C99 Little Black Dress
-C97 Beachcomber	-19 Nubian Brown ² (A19)
-09 Black	-A41 Ocean
-MD Blueberry Hill	-SR Oiled Cherry
-C15 Buka Bark	-CQ Pepperdust ² (C51)(D11)
-B58 Burnt Strand	-D18 Picnic in the Park
-N5 Cassis ² (D08)	-D12 Sleeping In
-A73 Classic Linen	-T01/S Solid Sprout ² (T01)
-D19 Cookies & Cream	-D13 Summer Vacation ² (R01)
-05 Dove Grey	-D22 Walnut Grove
-Z01 Earthen Warp	-03 White
-CV Folkstone ² (D17)	-HL Woolamai Brush
-D69 Forsythia	-L07 Wrought Iron ² (C51)
-C98 Fresh Papaya ² (C09)	
-94 Fusion Maple	
-25 Grey Nebula	
-C88 Hardrock Maple	

Lotz Armor Edge™ (7)

Standard

-S04 Black
-S05 Dove Grey
-S03 Slate Grey
-S03 Indigo

Black AE™ is default if no color is chosen.

Premium⁶

-S25 Blue
-S23 Purple
-S22 Red
-S26 Orange
-S24 Green

8 Accessories

-FG Soft Touch Glides
-SG Steel Glides
-P20CH Plastic Book Box
-SCH Swivel Cup Holder

Standard Accessories Included
Grand Hank Glides & Locking Casters

Additional Options

Non-Standard Edge Band
Custom Sizes

Other Finishes Available⁶

-52MB Frosty White Markerboard

Standard HPL Color Selections



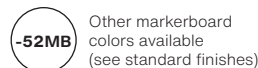
Standard AE™ Colors



Premium AE™ Colors⁶



Markerboard⁶



Other markerboard colors available (see standard finishes)

Standard Base Colors



All laminates and 3mm above are considered standard options. For a list of stocked options please view the standard finishes in the back of the catalog. Available quantities, sizes and lead times may vary based on market fluctuation. Contact customer service for lead times.

Disclaimer Guide

¹Matching edge banding is not available for these patterns.

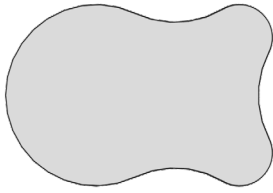
²Complementary 3mm edge band color for unavailable patterns in parenthesis.

⁶Additional charges apply.

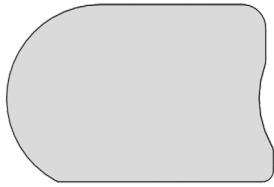
Elevate Desks

Elevate Desk Top Shapes

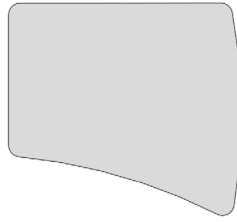
U.S. Patent D780487



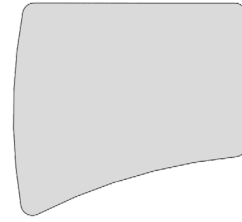
601 Adapt XL



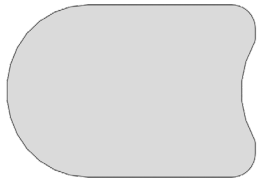
823 Adapt II XL



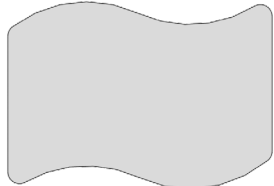
813 Arcadia



829 Aidacra



816 Hurley



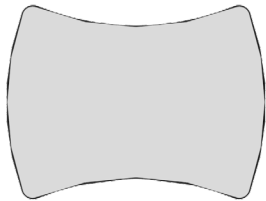
811 Mini Tide



Plymouth
364 20" x 28.5"
365 24" x 28.5"



Plymouth II
366 20" x 28.5"



820 Weston

Accessories, Additional Options, & Assembly



-FG
Soft Touch Glides



-SG
Steel Glides



-P20CH
Plastic Book Box for Elevate Desks
(Color: Charcoal)



-SCH
Swivel Cup Holder
(Color: Black)



Non-standard
edge band



Custom Sizes



UNASSEMBLED